


# INTERVENTION

## free Sampler



## Targeted Learning Skills

To help students learn with ease and confidence we need to ensure they have a number of foundation skills already in place. Each activity in this sampler targets one specific skill. However, students boost multiple skills while engaging in these deceptively fun brain builders.

By recognizing underdeveloped learning skills you are better able to help your students avoid unnecessary struggle. Learn a little about each targeted skill below, including what to watch out for and where to find more support.

---

**Visual Tracking** in short, is the ability to efficiently track one's eyes from left to right. This skill is critical for reading fluency and for completing tasks quickly.

**Signs of Struggle** - You might notice that your students:

- skip words or lines while reading
- read words out of order, taken from lines above or below
- reverse letters and/or words (i.e. saw=was)

**Designed to Strengthen Visual Tracking Skills:**

- [Grid Mazes](#) – sample included
- [Letter Tracking](#)
- [Image Tracking](#)
- [Line Tracking](#)
- [Mazes](#)

Find all five activities above in [Building Visual Tracking Skills – THE BOOK](#).

---

**Visual Memory** is the ability to remember and recall characteristics of an object or form. This significant foundation skill helps students with spelling, comprehension, and remembering what they read.

**Signs of Struggle** - You might notice that your students:

- struggle with spelling
- struggle with reading comprehension
- copy words from the board only one letter at a time

### Designed to Strengthen Visual Memory Skills:

- [Visual Memory Matching Games](#) – sample included
- [Shape Recall](#)
- [Number Recall](#)
- [Draw What You Saw](#)
- [The Star Witness Game](#)

Find all five activities above in [Building Visual Memory Skills – THE BOOK](#).

---

**Visual Closure** is the ability to visualize a complete whole when parts of that whole are missing. This skill allows us to recognize complete words rather than only the individual letters within words.

**Signs of Struggle** - You might notice that your students:

- struggle to learn sight words
- mix up words that have similar beginnings or endings
- have trouble completing a thought or seeing the big picture

### Designed to Strengthen Visual Closure Skills:

- [Finish the Monster Drawing](#) – sample included
- 

**Visual Figure Ground** skills allow us to identify objects or words on a page even within crowded backgrounds. (Think *Where's Waldo* or *I Spy* books.) This helps students not become overwhelmed with words on a page.

**Signs of Struggle** - You might notice that your students:

- often lose their place, either while reading or in written work
- have difficulty finding important information in text
- are slow to find and copy information from the board

### Designed to Strengthen Visual Figure Ground Skills:

- [Dot Grid Pattern Play](#) – sample included

**Visual Discrimination** is the ability to perceive distinctive features among similar objects or forms. This skill helps students recognize differences between similar words such as saw/was, when/then, etc.

**Signs of Struggle** - You might notice that your students:

- confuse similar letters such as b, d, p, and q
- confuse similar words
- struggle with matching, sequencing, or spot the difference activities

**Designed to Strengthen Visual Discrimination Skills:**

- [Word Play](#) – sample included

---

**Spatial Awareness** is an awareness of size, distance, volume, order and time. This skill allows us to understand personal space (not bumping into people or objects) and know how far we must reach across the table to grab a pencil.

**Signs of Struggle** - You might notice that your students:

- struggle to learn math concepts
- write letters too far apart, close together or slanted down the page
- struggle with physical directions and easily lose their way from A to B

**Designed to Strengthen Spatial Awareness:**

- [Visual Spatial Puzzle Play](#) – sample included

*Tip: Print 2 copies of the puzzle. Cut the extra copy into 16 tiles to play.*

Find the four activities above, plus [Graph Art for Auditory Memory](#), in [Art-for-Brains - THE BOOK](#).

---

I hope you enjoy this sampler of learning ability boosters. Please join me for more learning, more fun, and more freebies at <http://innerpiecesgallery.com>.

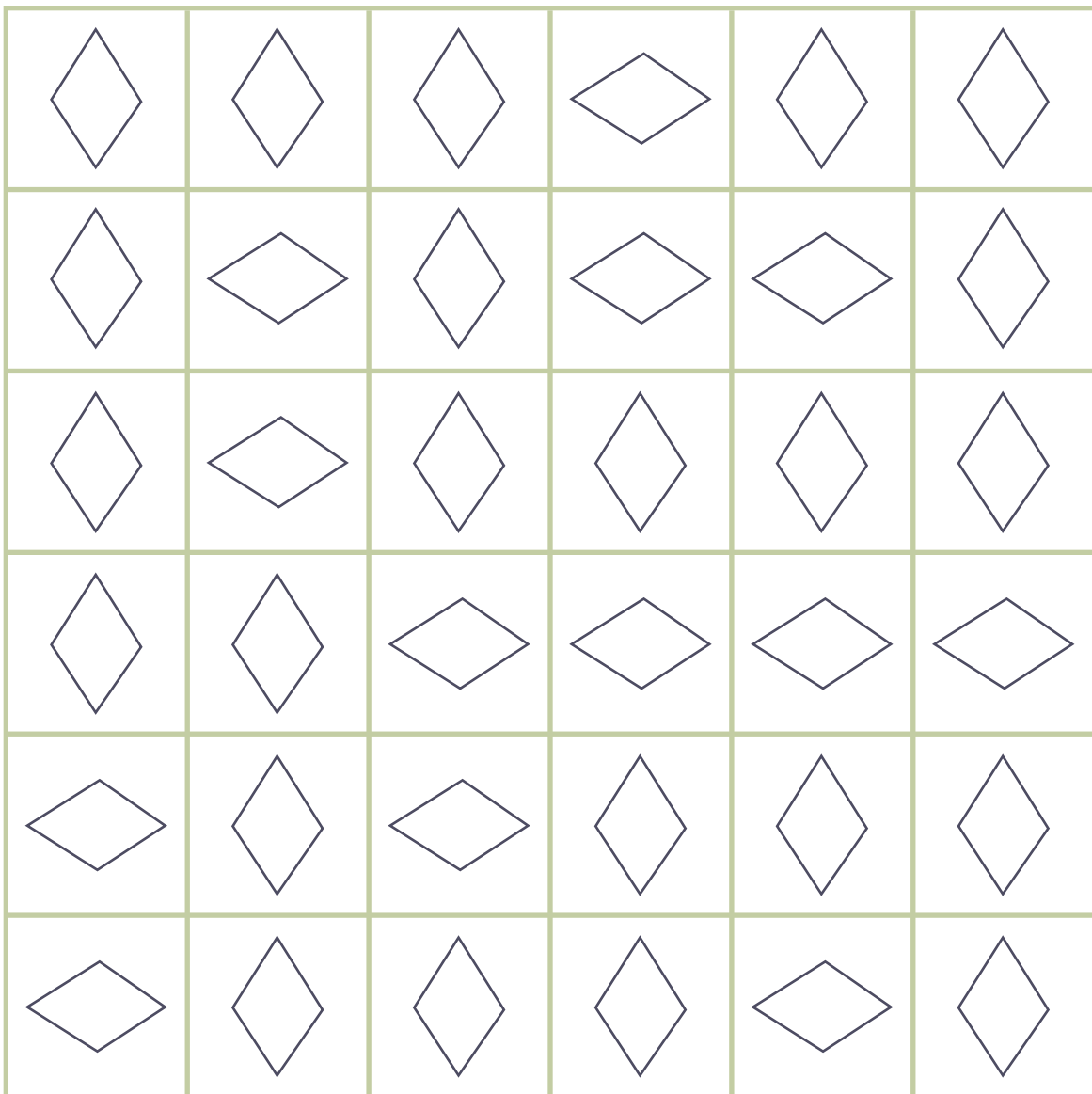
Have a question, comment or just want to say hi? Contact me: [cherice@innerpiecesgallery.com](mailto:cherice@innerpiecesgallery.com). I'd love to hear from you!

This document and all artwork contained in this document are created by and copyrighted by Inner Pieces Gallery. © 2013 - 2015 Inner Pieces Gallery. All rights reserved.

Follow the right-side-up   
diamonds from start to finish.

# GRID MAZE

Start



Finish



# Visual Memory Matching Game

## DIGRAPHS

ch

gh

ph

sh

th

wh

ae

ai


ee

ie

oa

oo

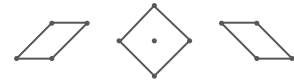
# Finish the Monster Drawing



# Dot Grid Pattern Play


**Step 1)** Complete the pattern below.

**Step 2)** Find these shapes within the pattern.



**Step 3)** Color each shape a different color.

Include any incomplete shapes along the edges of the grid.







# Word Play

## Crack the Secret Word List Code


Cross out any letters in the grids below that have at least one matching pattern. Circle the remaining letters. Write the word on the lines below each grid.




\_\_\_\_\_



\_\_\_\_\_



\_\_\_\_\_



\_\_\_\_\_

What do these four words have in common?

\_\_\_\_\_

# Visual Spatial Puzzle Play

Puzzle #10

